

CBU-ASD

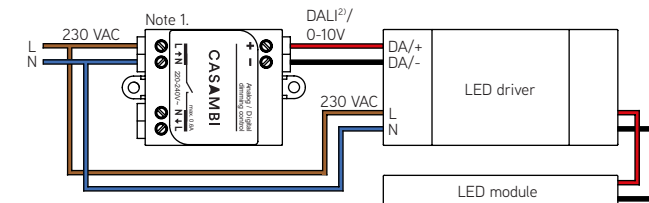
Bluetooth control unit for LED drivers



Warning!
Hazardous voltages. Risk of electric shock or fire. Only qualified professionals should make the connections. Disconnect the mains power supply and verify its absence prior to installation.

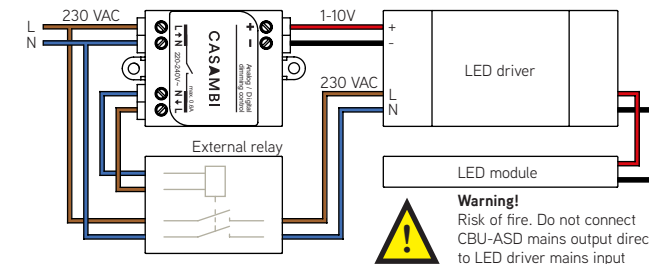
Wiring diagram, directly powered DALI or 0-10V drivers

Suitable for drivers that can be switched off via control interface

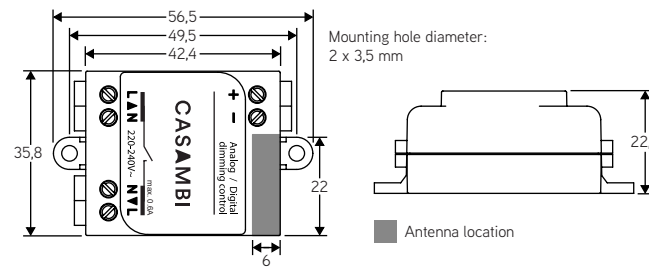


Wiring diagram, 1-10V drivers powered through external relay

Suitable for drivers that cannot be switched off via control interface



Dimensions



Note 1. CBU-ASD is a built-in class II device. Use double insulated wires or an external mounting box if the device is not mounted inside another insulated device.

Note 2. CBU-ASD and its DALI interface do not meet the requirements of IEC 60929. Connect only directly to a DALI controllable LED driver. Not to be connected to an existing DALI network. Connect only one LED driver (DALI or 0/1-10V driver) to one CBU-ASD.

Description

CBU-ASD is a wireless control unit for LED and halogen drivers with 0-10V, 1-10V or DALI dimming interface. CBU-ASD is available with either analog 0-10V (and 1-10V) or digital Standalone DALI control interface.

With Standalone DALI output, CBU-ASD acts both as a controller and as a power supply making it possible to connect directly to an LED driver with DALI interface without the need for an external DALI power supply. This so called Standalone DALI makes it possible to implement multi-channel lighting systems with adjustable color (RGB and RGBW) or color temperature (CCT), while keeping the wiring and number of components at their minimum.

CBU-ASD does not comply with IEC 60929 and therefore is not designed to be connected to an existing DALI network. The module can be used only in a closed system, i.e. as a part of a lighting system which is not connected to an external DALI network.

CBU-ASD is controlled wirelessly with Casambi smartphone and tablet applications using Bluetooth 4.0 protocol. The Casambi app can be downloaded free of charge from Apple App Store and Google Play Store.

Devices form automatically a secure wireless mesh network so that a large number of fixtures can be controlled from any point. No external gateway module is needed. CBU-ASD can be controlled also from a standard on/off wall switches.

Installation

Make sure that the mains voltage is switched off when making any connections. Use 0,75-1,5 mm² solid or stranded conductor electrical wires. Strip the wire 6-7 mm from the end.

Insert the wires to the corresponding holes and tighten the connector screw. Make sure to connect the input and outputs correctly. Mains input connector is marked with letters L and N with an arrow pointing inwards, while the mains output connector is marked with letters L and N with an arrow pointing outwards. The low voltage output is marked with + and - symbols.

If you install CBU-ASD into a heat sensitive environment (i.e. inside a luminaire or in a ceiling outlet box above a luminaire), make sure that the ambient temperature does not exceed the specified maximum value.

Range

Up to 30 m ¹⁾ 50 m ¹⁾

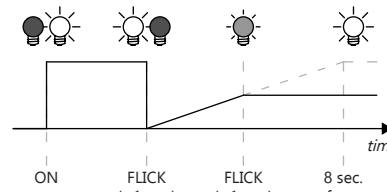
Compatible devices:
iPhone 4S or later
iPad 3 or later
iPod Touch 5th gen or later
Android 4.4 KitKat or later devices produced after 2013 with full BT 4.0 support

Casambi uses mesh network technology so each CBU-ASD acts also as a repeater. Longer ranges can be achieved by using multiple Casambi units.

¹⁾ Range is highly dependant on the surrounding and obstacles, such as walls and building materials.

Dimming without app

1. Turn lights on from a wall switch.
2. Quickly flick the wall switch off (max. 1 sec.) and back on. The light level starts to increase gradually.
3. Flick the switch again at desired dim level. The selected level is saved automatically.
4. If the second flick is not done within 8 sec. the light intensity reaches its maximum level.
5. Flicking the switch can also be used to switch between predefined scenes.



Technical data

Input	
Voltage range:	220-240 VAC
Frequency:	50 Hz
Max. mains current:	0,6 A
Mains Output	
Output relay:	SSR on phase line
Voltage range:	220-240 VAC
Frequency:	50 Hz
0-10V Output	
Voltage range:	0-10 VDC
Maximum number of drivers connected:	1 pc
DALI Output	
Voltage range:	9-12 VDC
Maximum number of drivers connected:	1 pc
Radio transceiver	
Operating frequencies:	2,4...2,483 Ghz
Maximum output power:	+4 dBm
Operating conditions	
Ambient temperature, ta:	-20...+50°C (Iout 0 A) -20...+40°C (Iout 0,6 A)
Max. case temperature, tc:	+70 °C
Storage temperature:	-25...+75 °C
Max. relative humidity:	0...80%, non-cond.
Connectors	
Wire range, solid & stranded:	0,75-1,5 mm² 14-22 AWG
Wire strip length:	6-7 mm
Tightening torque:	0,4 Nm/4 Kgf.cm/2,6 Lb-In
Mechanical data	
Dimensions:	56,5 x 35,8 x 22,3 mm
Weight:	48 g
Degree of protection:	IP20 (indoor use only)
Protection class:	Built-in Class II

Disposal Instructions

In line with EU Directive 2002/96/EC for waste electrical and electronic equipment (WEEE), this electrical product must not be disposed of as unsorted municipal waste.

Please dispose of this product by returning it to the point of sale or to your local municipal collection point for recycling.

CASAMBI
Lighting control
for the Modern World

Casambi Technologies Oy
Bertel Jungin aukio 1 E, 02600 Espoo, Finland